

# The AAPI Community: *Demographics*



White House Initiative  
ON ASIAN AMERICANS AND PACIFIC ISLANDERS

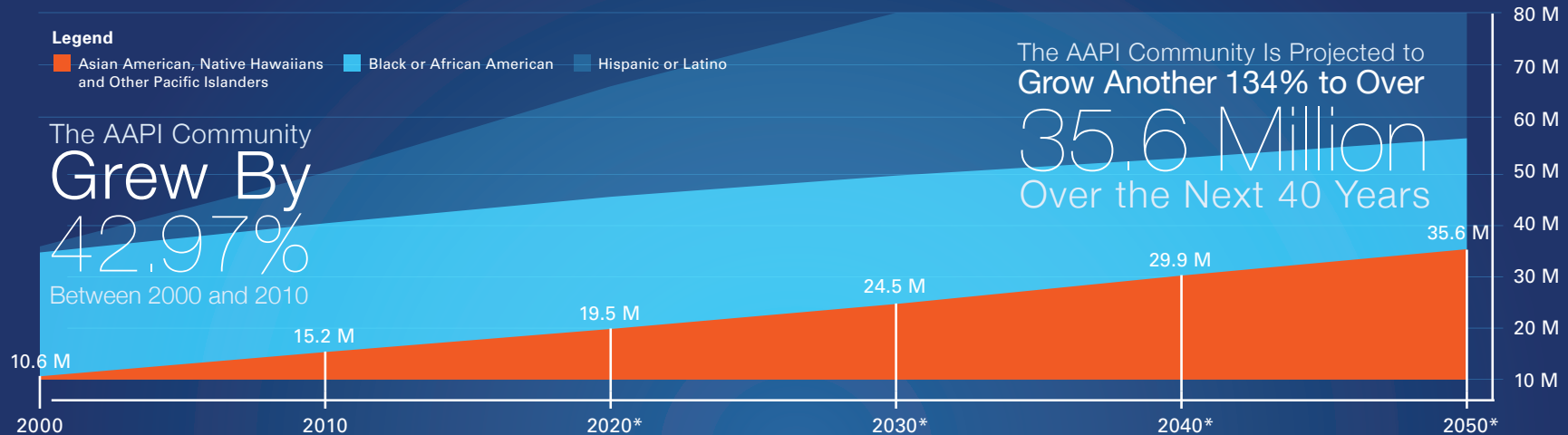
## U.S. MINORITY POPULATION BY RACE

### Legend

- Asian American, Native Hawaiians and Other Pacific Islanders
- Black or African American
- Hispanic or Latino

The AAPI Community  
Grew By  
42.97%

Between 2000 and 2010



The AAPI Community Is Projected to  
Grow Another 134% to Over  
35.6 Million  
Over the Next 40 Years

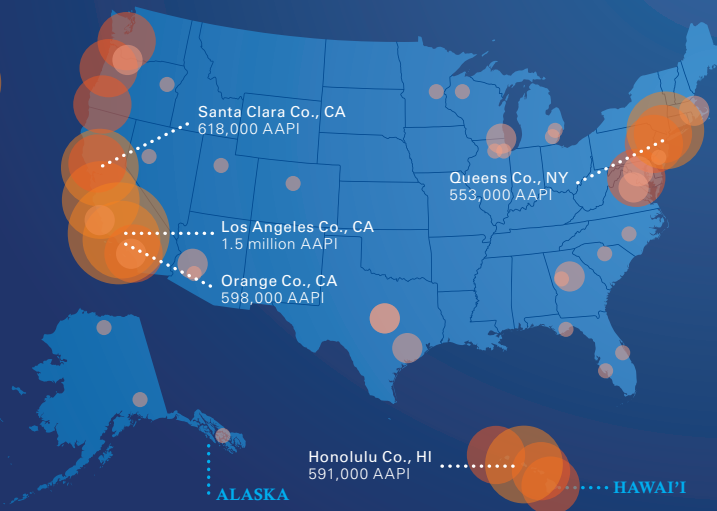
\*Denotes projected estimates

## COUNTIES WITH THE HIGHEST AAPI POPULATION

AMONG PEOPLE REPORTING ONLY ONE RACE, 2000 AND 2010 CENSUS

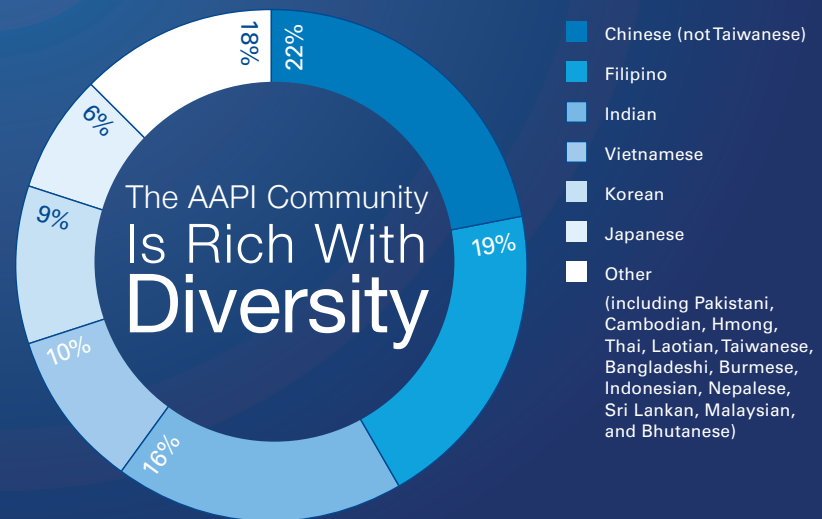
### Legend

- >500,000
- 75,000–499,999
- 45,000–74,999
- 30,000–44,999
- 15,000–29,999



## TOP AAPI ETHNIC GROUPS

U.S. CENSUS BUREAU, 2010 CENSUS



The AAPI Community  
Is Rich With  
Diversity

- Chinese (not Taiwanese)
- Filipino
- Indian
- Vietnamese
- Korean
- Japanese
- Other  
(including Pakistani, Cambodian, Hmong, Thai, Laotian, Taiwanese, Bangladeshi, Burmese, Indonesian, Nepalese, Sri Lankan, Malaysian, and Bhutanese)

# The AAPI Community: *Objectives & Needs*



## White House Initiative ON ASIAN AMERICANS AND PACIFIC ISLANDERS

- 1** Improve overall health outcomes for AAPIs by reducing health risks, improving access to quality health care, and promoting healthy living.

Nearly Half of the  
**1 MILLION**  
People With Chronic  
Hep B Virus Infection  
Are AAPI

The HBV Death Rate  
Among AAPIs Is  
**7 TIMES**  
Greater Than for Whites

NHPIs Are  
**60% MORE**  
Likely to Be Obese  
Than Whites



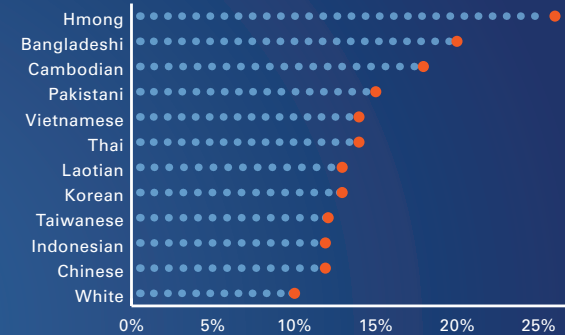
**SOURCES:**  
CDC, 2010 AND 2011.  
HEALTHY PEOPLE  
2010 DATABASE.  
CDC, 2009.  
SUMMARY HEALTH  
STATISTICS FOR U.S.  
ADULTS: 2008.

- 2** Foster and encourage economic growth in AAPI communities. Expand AAPI federal employment opportunities and ensure AAPI workers' rights are protected and upheld. Promote sustainable growth in neighborhoods and jobs.

Hmong Americans  
Have the  
**Lowest**  
Per Capita Income  
of Any U.S. Group

### ECONOMIC DISPARITIES

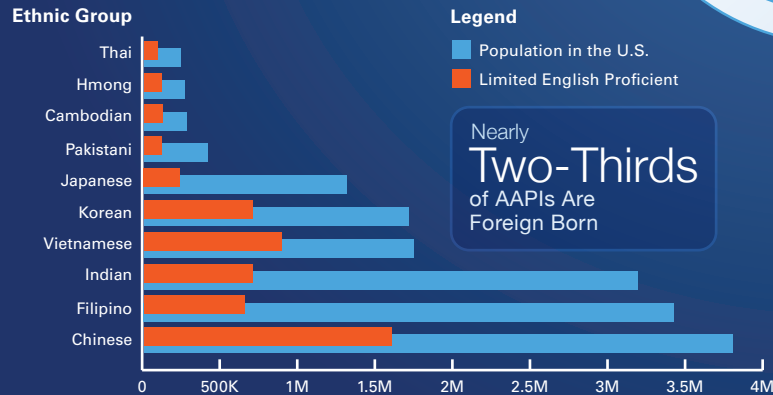
POVERTY RATE, U.S. CENSUS BUREAU 2007-2009



- 3** Ensure AAPIs have equal access to gov't programs and services. Expand language access and increase enforcement efforts to combat discrimination.

### LANGUAGE DISPARITIES

RANKED IN ORDER OF POPULATION, U.S. CENSUS 2007-2009



Nearly  
**Two-Thirds**  
of AAPIs Are  
Foreign Born

Only  
**16%**  
of NHPIs Have a  
College Degree

- 4** Increase AAPI access to federal educational opportunities. Build a pipeline for AAPIs to reach their full career potential.

### EDUCATIONAL DISPARITIES

U.S. CENSUS BUREAU 2007-2009, 3-YEAR ESTIMATES

